



ಬೃಹತ್ ಬೆಂಗಳೂರು ಮಹಾನಗರ ಪಾಲಿಕೆ
Bruhat Bengaluru Mahanagara Palike



BBMP COVID-19 WAR ROOM BULLETIN - 24.05.2021

BBMP / COVID-19 WAR ROOM / BULLETIN – 427/ 24.05.2021 / #BBMPfightsCOVID19



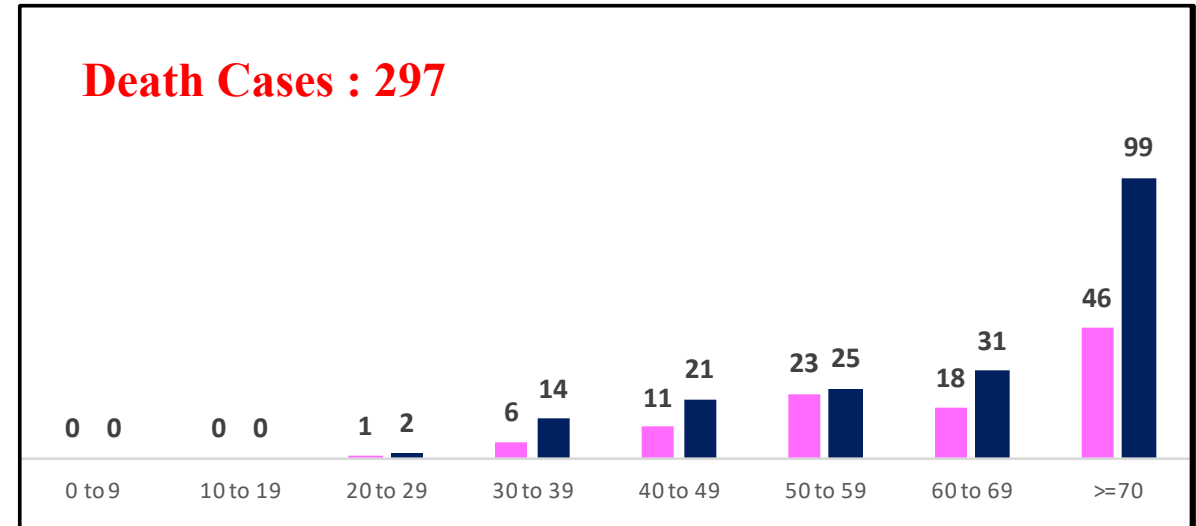
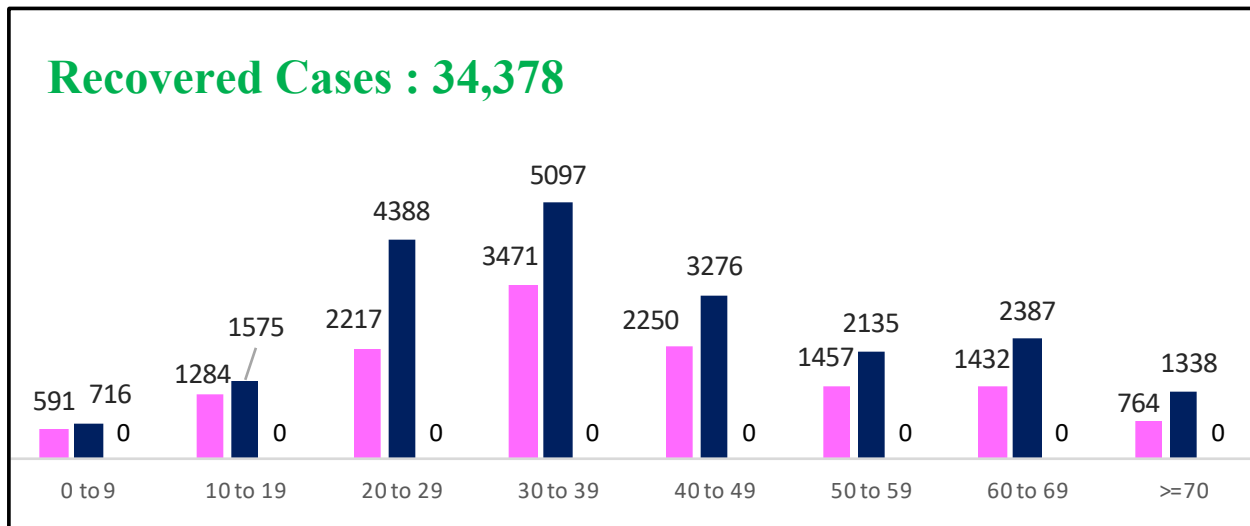
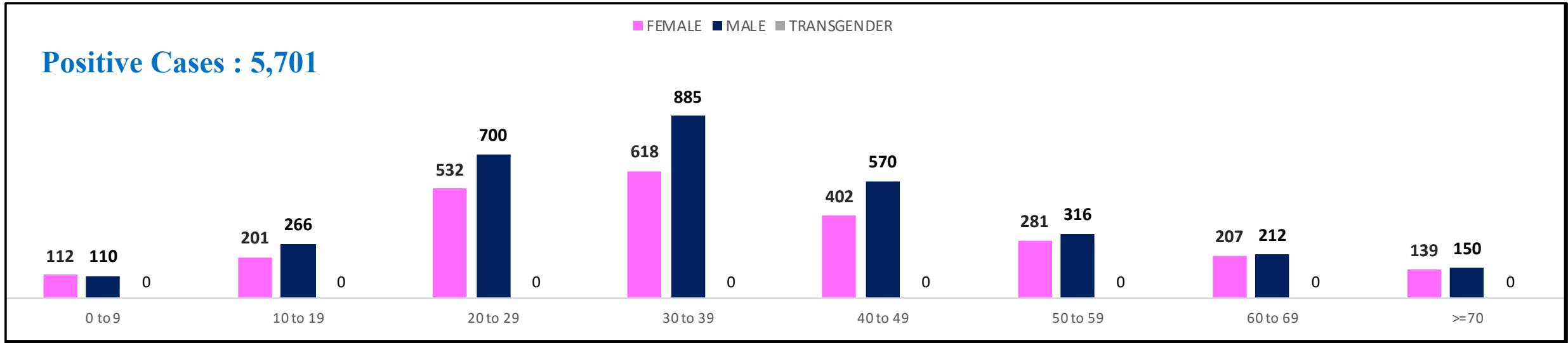
ABSTRACT OF COVID-19 CASES IN BENGALURU



	MALE	FEMALE	TRANSGENDER	MALE	FEMALE	TRANSGENDER	TOTAL	
	Last 24 Hours	Last 24 Hours	Last 24 Hours	Cumulative	Cumulative	Cumulative	Last 24 Hours	Cumulative
Positive Cases	3,209	2,492	0	6,73,523	4,51,606	124	5,701	11,25,253
Recovered Cases	20,912	13,466	0	5,35,377	3,51,409	85	34,378	8,86,871
Death Cases	192	105	0	7,399	4,111	4	297	11,514
Total Tests Done	In Last 24 hrs : 35,895			Cumulative : 1,24,84,955				
ACTIVE CASES					2,26,868			



LAST 24 HOURS AGE GROUP AND GENDER WISE DISTRIBUTION





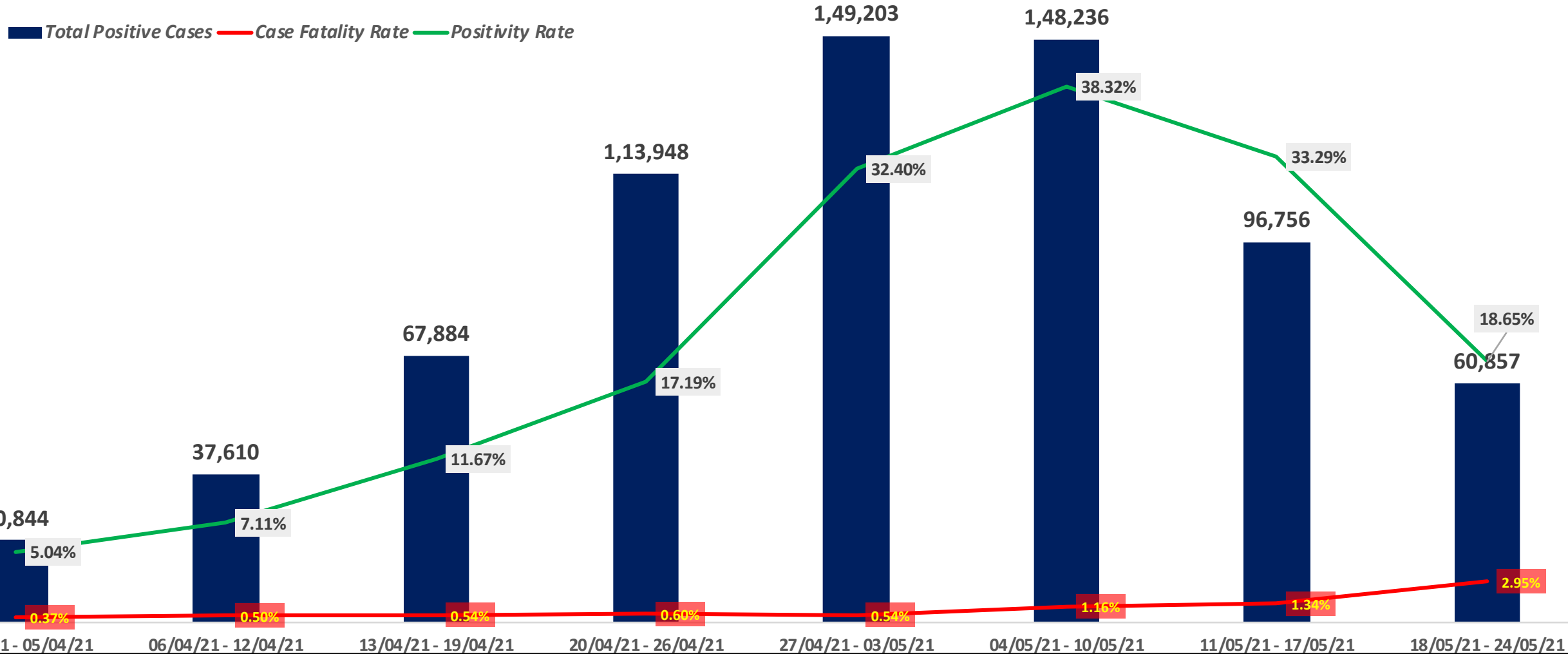
SNAPSHOT OF BENGALURU COVID-19 CASES IN LAST 8 WEEKS



	30/03/21 TO 05/04/21	06/04/21 TO 12/04/21	13/04/21 TO 19/04/21	20/04/21 TO 26/04/21	27/04/21 TO 03/05/21	04/05/21 TO 10/05/21	10/05/21 TO 17/05/21	18/05/21 TO 24/05/21
Total Positive Cases	20,844	37,610	67,884	1,13,948	1,49,203	1,48,236	96,756	60,857
Total Recovered Cases	6244	11,659	20,886	23,772	46,144	88,984	83,537	1,96,580
Total Death Cases	77	188	365	685	811	1718	1292	1793
Case Fatality Rate	0.37%	0.50%	0.54%	0.60%	0.54%	1.16%	1.34%	2.95%
Total Tests Conducted	4,13,903	5,28,893	5,81,660	6,62,768	4,60,489	3,86,836	2,90,658	3,26,344
Positivity Rate	5.04%	7.11%	11.67%	17.19%	32.40%	38.32%	33.29%	18.65%

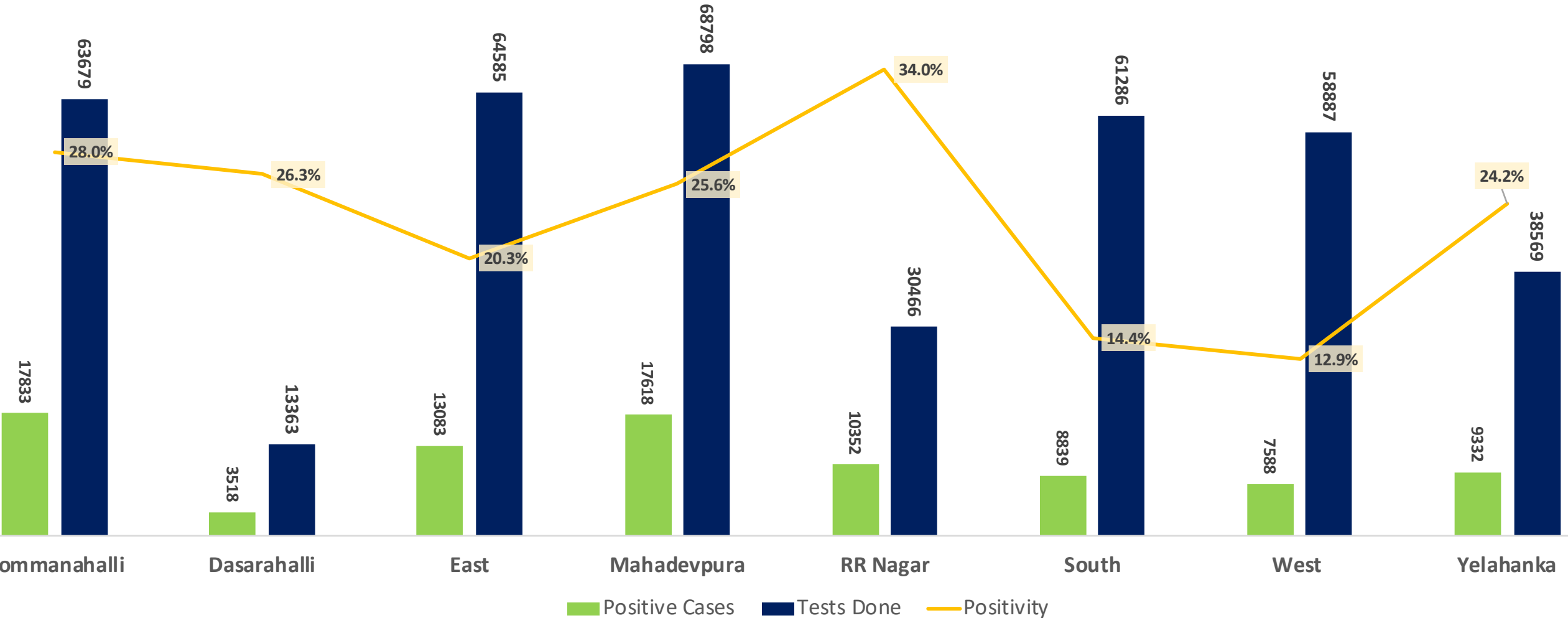


POSITIVITY AND MORTALITY RATE OF BENGALURU – LAST 8 WEEKS



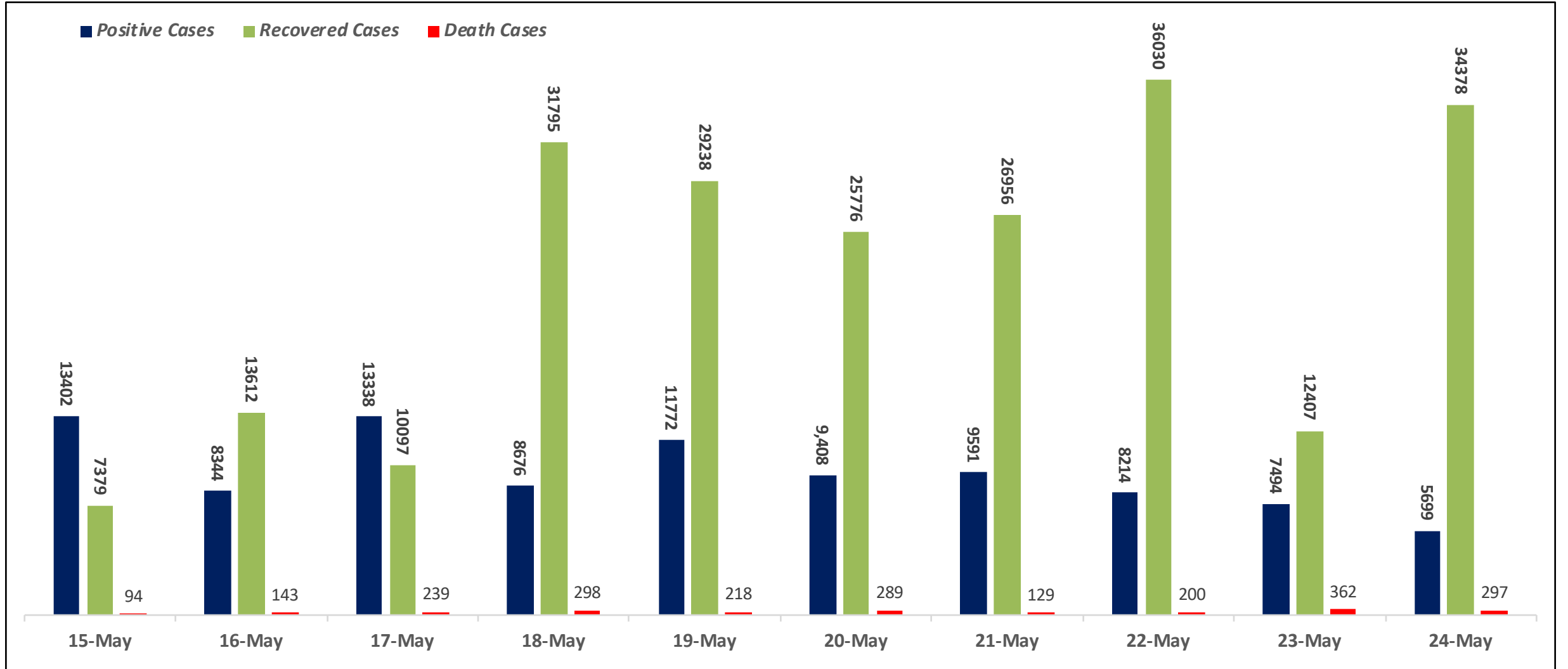


ZONE WISE POSITIVITY TREND IN LAST 10 DAYS





SAPSHOT OF POSITIVE, RECOVERED AND DEATH CASES OVER LAST 10 DAYS ACROSS BBMP ZONES

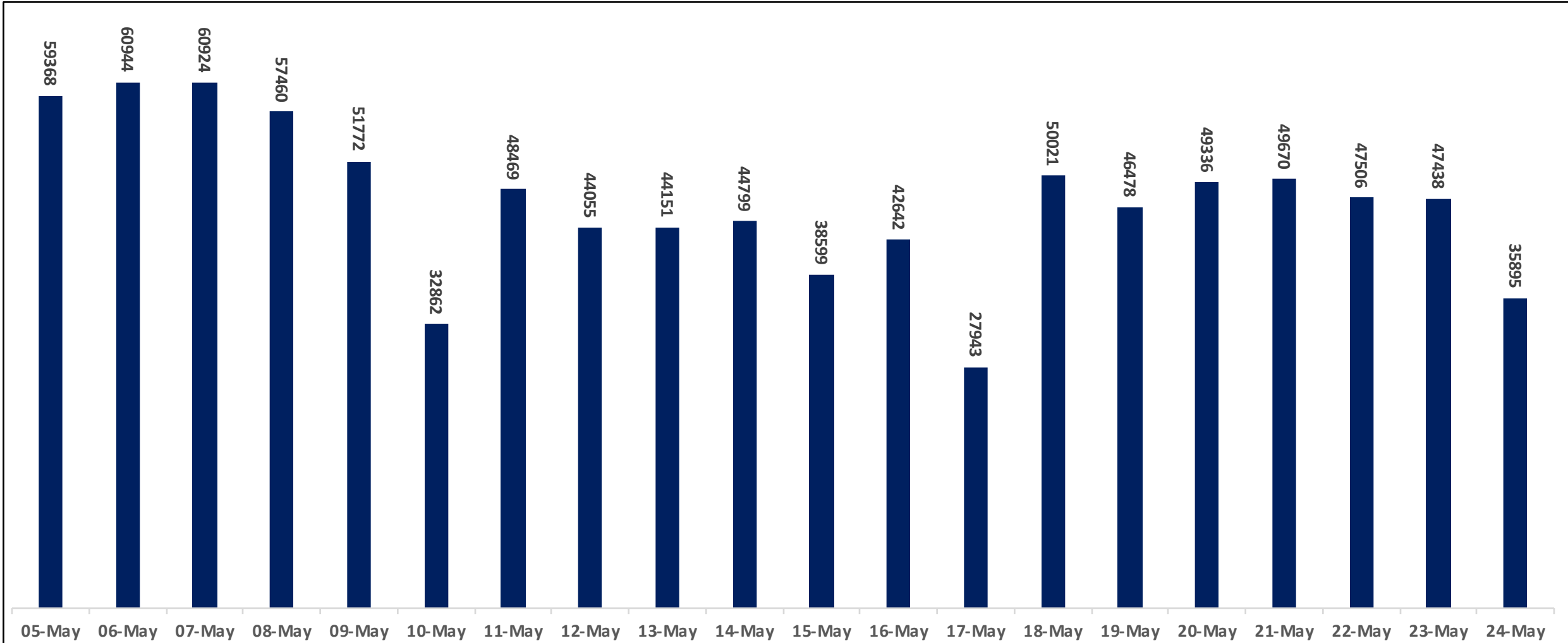




TESTING TRENDS IN BENGALURU



Number of Test Conducted	Test Conducted Last 24 hours
1,24,84,955	35,895



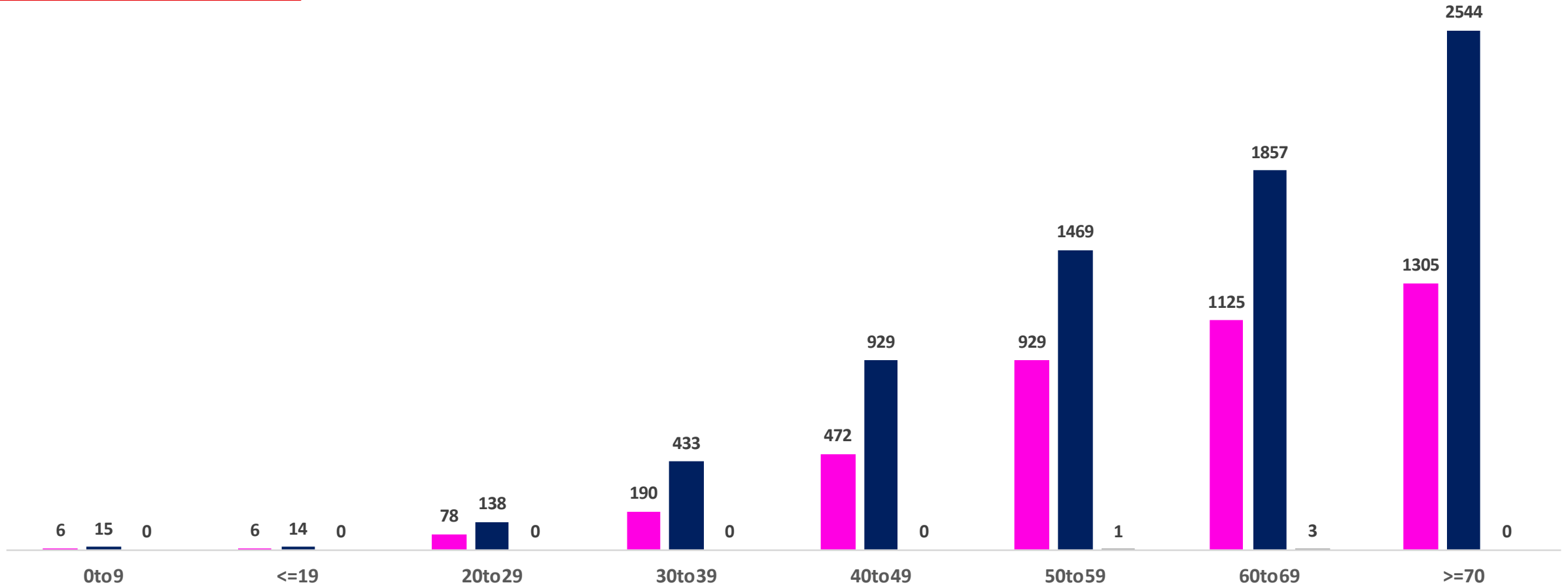


AGE AND GENDER WISE DISTRIBUTION OF DEATH CASES



Death Cases: 11,514

■ Female ■ Male ■ Transgender





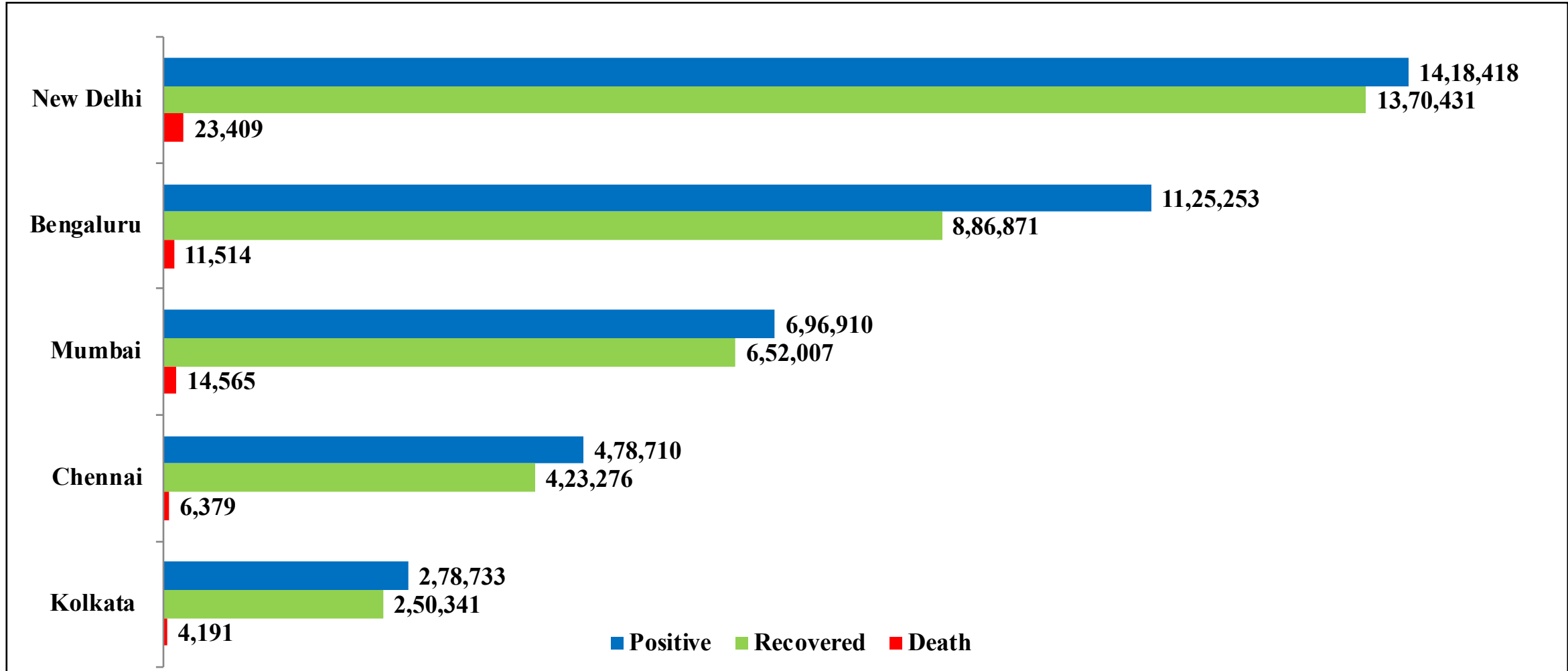
TOP 10 COVID19 AFFECTED INDIAN STATES AS ON 23.05.2021



Total Positive Cases	Total Recovered Cases	Total Death Cases
Maharashtra 55,79,897	Maharashtra 51,40,272	Maharashtra 88,620
Karnataka 24,24,904	Kerala 20,62,635	Karnataka 25,282
Kerala 23,47,967	Karnataka 19,26,615	Delhi 23,409
Tamil Nadu 18,42,344	Uttar Pradesh 15,65,802	Tamil Nadu 20,468
Uttar pradesh 16,69,891	Tamil Nadu 15,27,733	Uttar Pradesh 19,209
Andra Pradesh 15,80,827	Delhi 13,70,431	West Bengal 14,364
Delhi 14,18,418	Andra Pradesh 13,61,464	Chhattigarh 12,586
West Bengal 12,67,090	West Bengal 11,22,201	Andra Pradesh 10,126
Chhattigarh 9,49,000	Chhattigarh 8,70,640	Rajasthan 7,703
Rajasthan 9,16,042	Rajasthan 7,96,121	Kerala 7,359

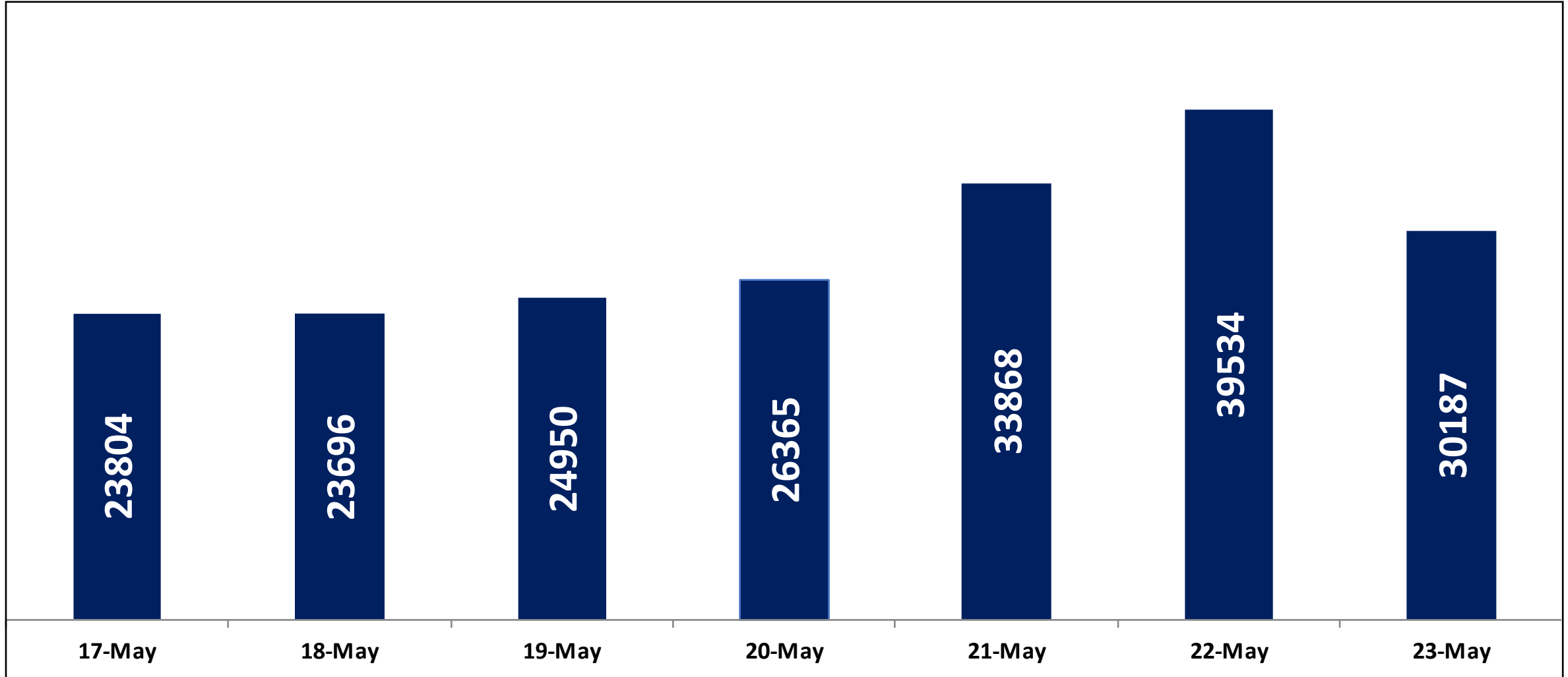


BENGALURU AND METROPOLITIAN CITIES AS ON 23.05.2021





TOTAL VACCINATION DONE IN LAST 7 DAYS





COVID BED STATUS AS ON 24.05.2021



SR. NO.	Facility Type	No. of Hospital	Total Allocated Beds for C+ Patients					Occupied Beds for C+ Patients					Net Available Beds for C+ Patients				
			Gen Beds	HDU	ICU Beds	ICU-V	Total	Gen Beds	HDU	ICU Beds	ICU-V	Total	Gen Beds	HDU	ICU Beds	ICU-V	Total
1	Government Medical Colleges	4	60	675	63	82	880	24	517	63	82	686	36	158	0	0	194
2	Government Hospitals	17	685	183	70	115	1053	384	161	70	115	730	301	22	0	0	323
3	Private Medical Colleges	12	4016	2325	146	199	6686	562	1937	146	199	2844	3454	388	0	0	3842
4	Private Hospitals	141	2547	1707	317	207	4778	1375	1473	301	204	3353	1172	234	16	3	1425
Total Beds		174	7308	4890	596	603	13397	2345	4088	580	600	7613	4963	802	16	3	5784

* All available ICU & Ventilator beds in private hospitals are for pediatric care

* Status as on 24.05.2021 – 7:30 PM



SNAPSHOT OF COVID-19 CASES IN BENGALURU URBAN



**Total Wards With
>500 Cases* :
52**

**Tests Conducted
On 23.05.2021:
35,895**

**Recovery
Rate:
78.82%**

**Total
Active Cases :
2,26,868**

**Total Vaccinated on
23.05.2021:
30,187**

**Positivity
Rate* :
31.75%**

**Active
Rate:
20.16%**

**Case
Fatality Rate* :
1.43%**



*Total positive cases In the past 10 days

*CFR and positivity as for May 2021



ಬೃಹತ್ ಬೆಂಗಳೂರು ಮಹಾನಗರ ಪಾಲಿಕೆ
Bruhat Bengaluru Mahanagara Palike



Download BBMP Bulletin	https://bbmp.gov.in/warroombulletin.html
For BBMPCovid19 Bed Status:	https://bbmpgov.com/chbms/
To register for vaccination :	https://selfregistration.cowin.gov.in/
BBMP COVID19 Dashboard:	covid19.bbmpgov.in/
Follow us on:	 www.facebook.com/bbmp.comm1/
	 twitter.com/BBMPCOMM

Issued by:

Honorable Chief Commissioner, BBMP
Special Commissioner Health & IT, BBMP
MD, Bengaluru Smart City Limited

THANK YOU !



ಬೃಹತ್ ಬೆಂಗಳೂರು ಮಹಾನಗರ ಪಾಲಿಕೆ
Bruhat Bengaluru Mahanagara Palike

TOTAL RECOVERIES
1,94,270
IN LAST ONE WEEK

A big thank you to all the covid warriors who have been working tirelessly.

#DoubleMaskHakki